



Beverage Gas Isolation Steps For “ ALL DRY ” Outlets

Isolation of Beverage Gas only if ALL TAPS are dry and NO KEGS tapped On.


(If Kegs Still Tapped On Leave Gas Supply As Is)

If Customer wishes to take all kegs off , they should follow brewery advice on line cleaning, rinsing and treatment of empty beer lines and beer cooling systems.




Dispense Gas Cylinders

- Please close all **SUREMIX** and **SUREGAS** cylinders by turning the gas knob on the cylinder clockwise (to the right) until tightly closed.





Gasgen Shut-Off



- Please shut all RED BOC Shut Valves Under or beside your Gas Generator Machine by turning them to Horizontal Position (pointing to 3 or 9 O' Clock)





- Please turn off Gasgen 2000 Mk4 by pushing the black rocker switch on the front top left corner to Off (0).






- Please turn off Gasgen Mark 5 by pushing the black rocker switch on the rear left underside to Off (0).





- Please Do Not Turn Off or disable CO2 safety alarms.





- Please reverse these steps on resumption of beverage service.
- Any questions Please call
- **1850 390000**

